



### District Report Card: 2017


<b>State:</b> Punjab	<b>District:</b> Kapurthala
<b>Class:</b> 3	<b>Subject:</b> Language
<b>Schools:</b> 61	<b>Students:</b> 760


### Participation/Coverage


#### Students

<div>GENDER</div> <div></div>	Boys		Girls	
	Number	%	Number	%
	396	52.11	364	47.89

<div>AREA</div> <div></div>	Rural		Urban	
	Number	%	Number	%
	579	76.18	181	23.82

<div>CATEGORY</div> <div></div>	SC		ST		OBC		GEN	
	Number	%	Number	%	Number	%	Number	%
	489	64.34	1	0.13	81	10.66	189	24.87

<div>CWSN</div> <div></div>	LD	VI	HI	S&LD	ID	Oth
	0	2	3	8	8	14

<div>Management</div> <div></div>	Government		Government-aided	
	Number	%	Number	%
	713	93.82	47	6.18

### Average Performance of Students in Language (%)

Overall	Gender		Area		Management		Social Group			
	Male	Female	Rural	Urban	Govt.	Aided	SC	ST	OBC	GEN
62.89	59.93	66.10	62.67	63.57	62.31	71.63	63.53	66.67	62.88	61.20

## Performance on Learning Outcomes (LOs)

Learning Outcomes	Description	Average Performance(%)
L304	Reads small texts with comprehension i.e., identifies main ideas, details, sequence and draws conclusions	64.11
L312	Reads printed scripts on the classroom walls: poems, posters, charts etc.	60.45

Range of Performance of Students who Answered Correctly							
Below 30%		30% - 50%		50% - 75%		Above 75%	
Number	%	Number	%	Number	%	Number	%
77	10.13	151	19.87	258	33.95	274	36.05

## Lowest Performing Learning Outcomes (LOs)

1 - Reads printed scripts on the classroom walls: poems, posters, charts etc. (60.45)

2 - Reads small texts with comprehension i.e., identifies main ideas, details, sequence and draws conclusions (64.11)